

## How to Register for Vitality through Single Sign-On

1. Visit <https://employees.usc.edu/wellness-benefit/>
2. Scroll down and click on **Vitality wellness site – USC single sign-on.**
3. Choose your preferred method of identity verification.

USC University of Southern California

Welcome. Please sign in to continue.

USC NetID (username)

Password

Sign in

[Activate new account](#) | [Forgot NetID](#) | [Forgot password](#)

**To sign out,** close your web browser. This step will prevent others from accessing your account when you are using a shared computer.

**Need help?** Visit [USC NetID account services](#) or contact the ITS Customer Support Center at 213-740-5555 or [consult@usc.edu](mailto:consult@usc.edu).

USC University of Southern California

Please verify your identity

Settings

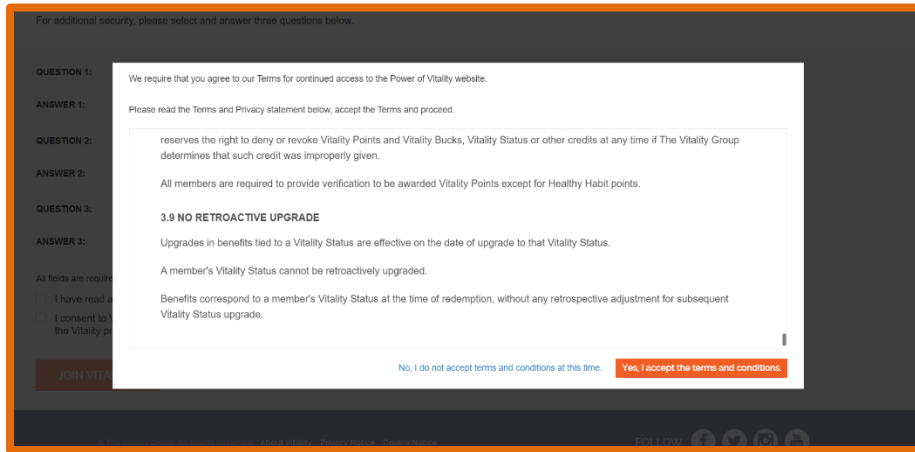
Send Me a Push

Call Me

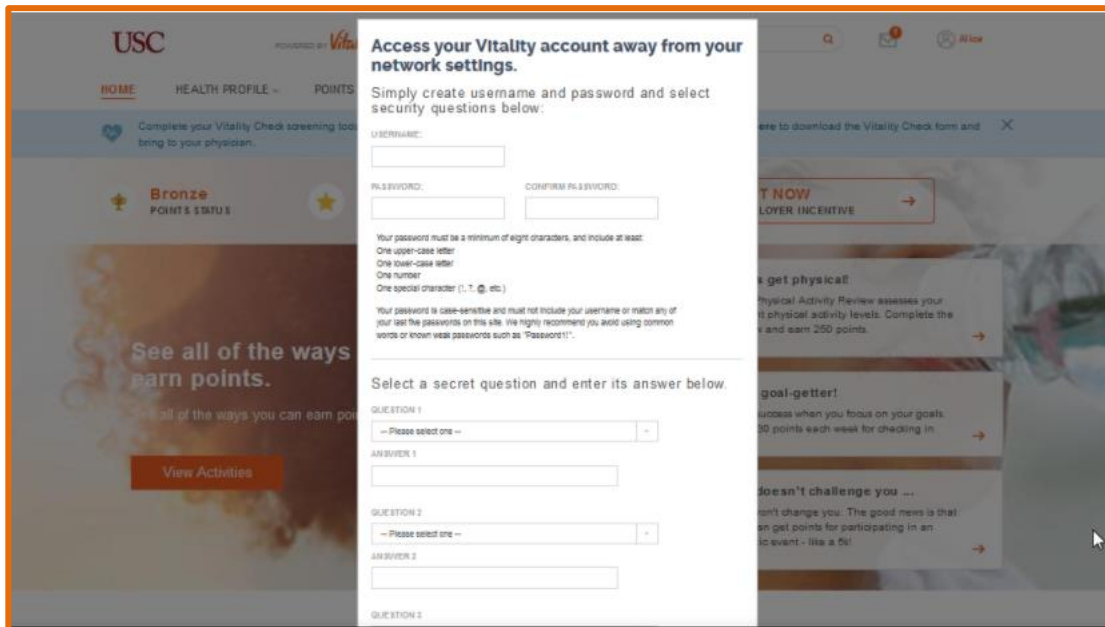
Enter a Passcode

4. After verification, you will be directed to the Vitality Website.


- Review the terms and conditions. Scroll to the bottom to see the orange **Yes, I accept the terms and conditions** box. Accept the terms and conditions.



- If this is your first time at the Vitality website and you wish to access the website on your mobile browser or without using SSO, you will be prompted to complete registration and create a username and password. This step is optional. Choose 3 security questions and answers. This will allow you to reset your password in the future.



7. You are now registered and on your home page. You will use the same username and password to log into the **Vitality Today** mobile app.



### Vitality Customer Service Contact information:

Call 1-877-224-7117 or email [wellness@powerofvitality.com](mailto:wellness@powerofvitality.com) with questions regarding registration, activities/points or any general program questions.